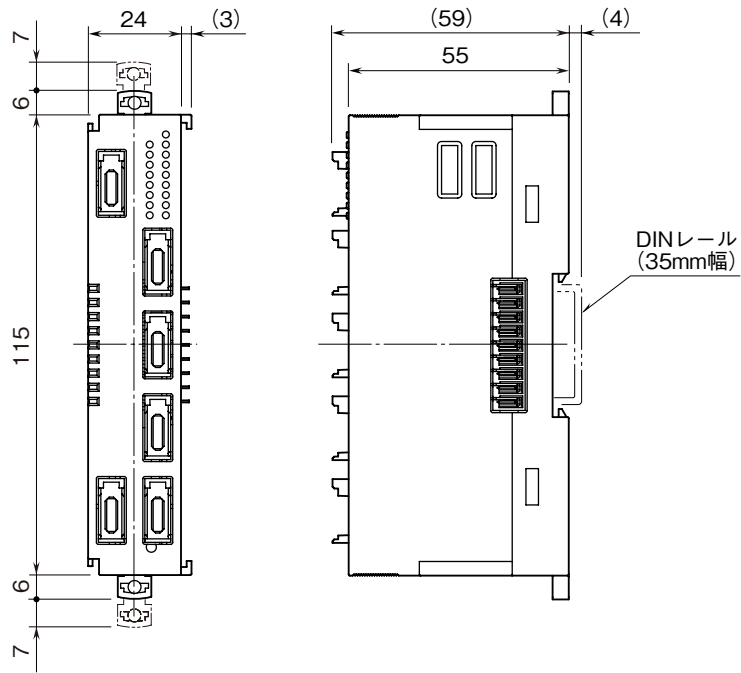


**外形図**

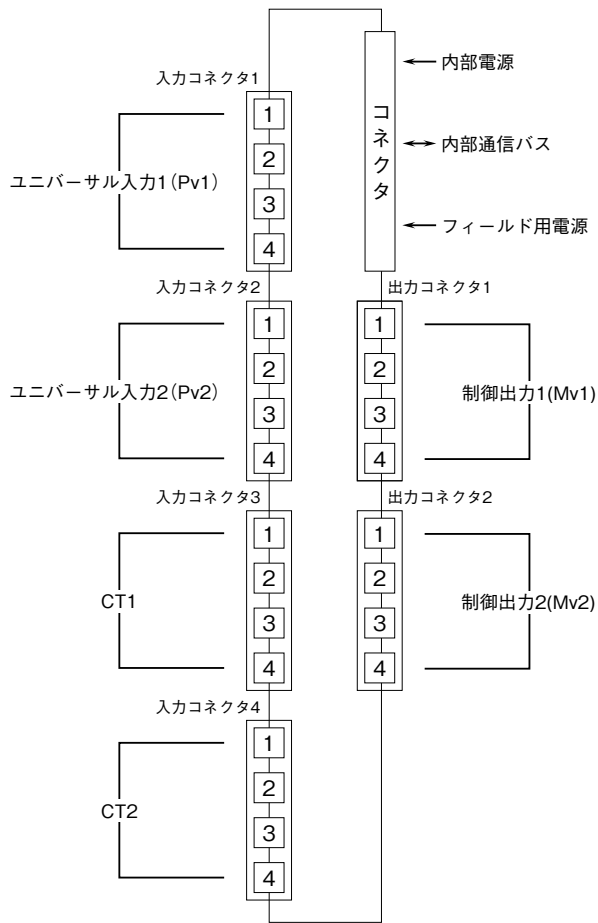
温度調節計カード

特記事項

外形寸法図 (単位: mm)

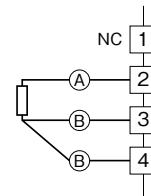


## 端子接続図

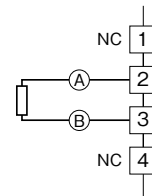


### ■ユニバーサル入力 (Pv1、Pv2) 接続方法

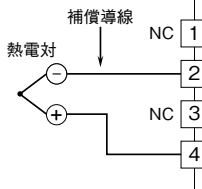
#### ●測温抵抗体および抵抗器 (3線式)



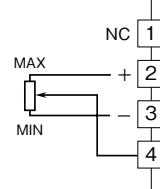
#### ●測温抵抗体および抵抗器 (2線式)



#### ●熱電対

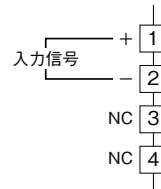


#### ●ポテンシオメータ

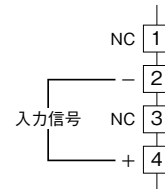


#### ●直流電圧 (-10~+10V DC)

#### ●直流電流 (0~20mA DC)

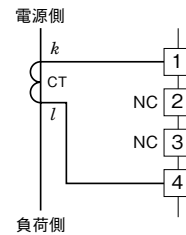


#### ●直流電圧 (-1000~+1000mV DC)



### ■CT入力 (CT1、CT2) 接続方法

#### ●クランプ式交流電流センサ



### ■制御出力 (Mv1、Mv2) 接続方法

