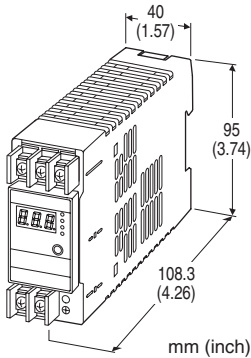


DC POWER SUPPLY

(maintenance forecast monitor function)

Functions & Features

- Accepts 100 - 240 V AC and provides regulated 24 V DC output
- Maintenance forecast monitor function



MODEL:MDC5-06024A-M2

ORDERING INFORMATION

- Code number: MDC5-06024A-M2

CAPACITY

060: 60 W

OUTPUT VOLTAGE

24: 24 V DC

MONITOR

A: Maintenance forecast monitor function

POWER INPUT

AC Power

M2: 100 - 240 V AC

GENERAL SPECIFICATIONS

Construction: Front terminal access; terminal cover provided

Connection: M4 screw terminals (torque 1.08 N·m)

Screw terminal: Nickel-plated steel

Housing material: Polycarbonate

Power fuse: 250 V AC @ 3.15 A incorporated

SUPPLY OUTPUT

Output voltage: 24 V DC -10/+15 %; adjustable on the front (ripple 2.0 %p-p max.)

Load current: ≤ 2.5 A

Overload protection: Voltage drop characteristics (105 %)

Overload detecting: 105 % of the rated current

INSTALLATION

Power input

AC: Operational voltage range 85 - 264 V AC 50/60 Hz

Operating temperature: 0 to 50°C (32 to 122°F)

Operating humidity: 25 to 85 % RH (non-condensing)

Mounting: DIN rail

Weight: 330 g (0.73 lb)

PERFORMANCE

Temp. coefficient: ±0.05 %/°C (±0.03 %/°F)

Load effect: ≤ 1.5 %

Line voltage effect: ±0.5 % over voltage range

Insulation resistance: ≥ 100 MΩ with 500 V DC

Dielectric strength: 3000 V AC @ 1 minute

(output to power input)

2000 V AC @ 1 minute (power input to ground)

1000 V AC @ 1 minute (output to ground)

STANDARDS & APPROVALS

EU conformity:

EMC Directive

EN 61204-3 (Class A)

Low Voltage Directive

EN 50178

EN 60950-1

RoHS Directive

EN 50581

Approval:

UL 508 (Class 2: per UL 1310)

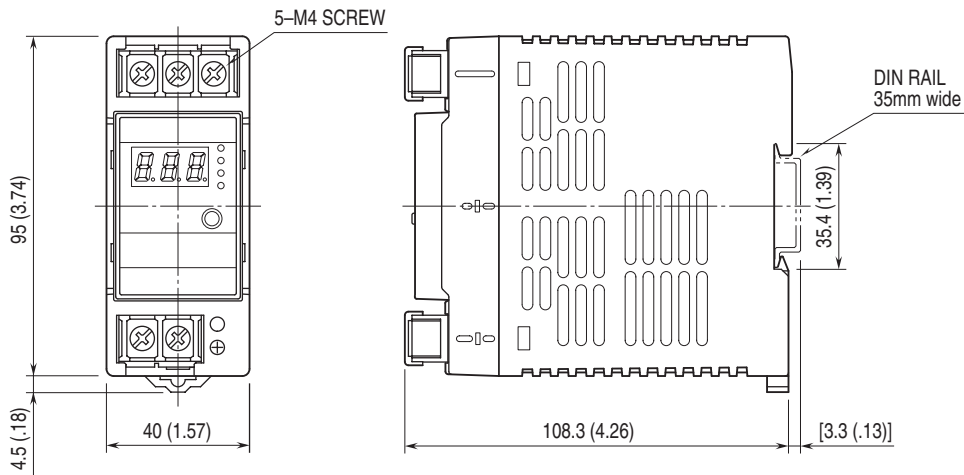
CAN/CSA C22.2 No.14

UL 60950-1 (Class 2)

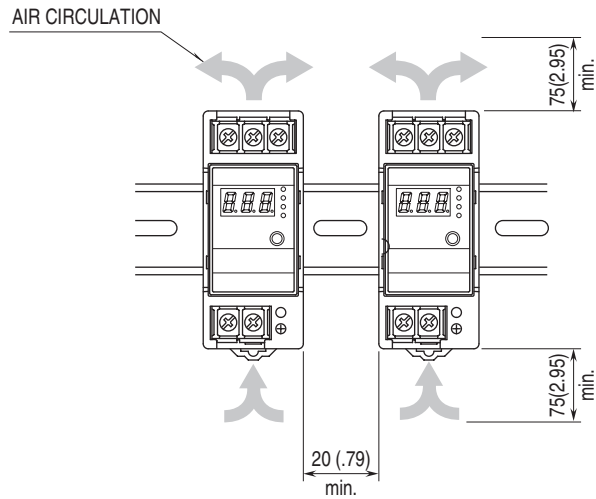
CAN/CSA C22.2 No.60950-1

VDE1060 VDE0805-1+A11

DIMENSIONS unit: mm (inch)

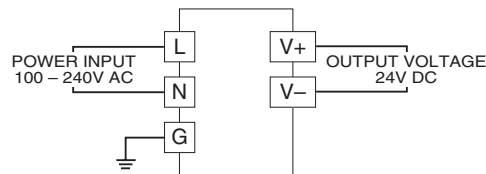


MOUNTING REQUIREMENTS unit: mm (inch)



Heat dissipation is important to ensure the power supply's long-term reliability. The power supply is designed to radiate heat by means of natural air flow. Install the power supply so that the air flow circulates around it.

CONNECTION DIAGRAM



Specifications are subject to change without notice.