




Technical Manuals List

Model No. WL40EW2TH

WIRELESS GATEWAY

(Modbus/TCP, Modbus-RTU Transparent 920MHz Band

Wireless Device (parent device) for Thailand)

| Model No. | Product or Document | PDF |
|--|--|---|
| WL40EW2TH | WIRELESS GATEWAY (Modbus/TCP, Modbus-RTU Transparent 920MHz Band Wireless Device (parent device) for Thailand) |  |
| WL40EW2TW WL40EW2TH WL40EW2VN WL40EW2KR | WIRELESS GATEWAY (Modbus/TCP (Ethernet), Modbus-RTU Transparent 920MHz Band Wireless Device (Parent device)) Operating Manual |  |
| 920MHz Band Wireless Device (Thailand) | 920MHz Band Wireless Device (Thailand) Users Manual |  |