




# Comparison between pneumatic control valve and electric control valve

# Revolution of Electric Control Valves



**PLANTLET – Simulated mini-plant facilities to learn and experience PID practice**



The video shows you each of the actual control result of installing a pneumatic control valve and an electric control valve in an actual flow control loop.



Be sure to check out the video!



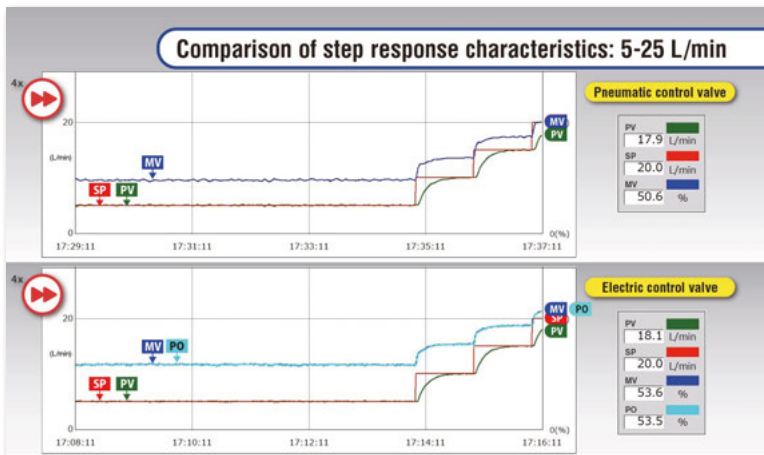
 Please subscribe to M-System channel.

You can also watch the video at M-System web site:  
[https://www.m-system.com/video\\_e/](https://www.m-system.com/video_e/)

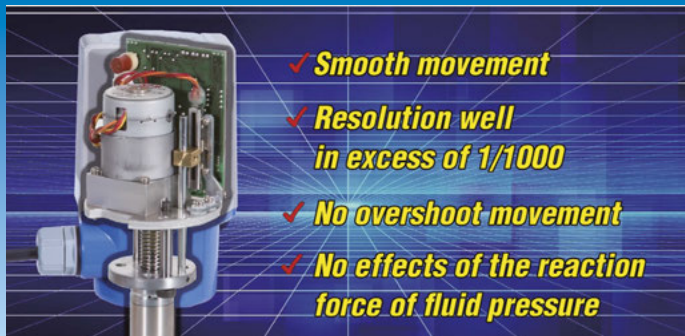
# The era of control valves with STEPTOP electric actuator has finally arrived!

This video was produced in order to show you each of the actual control result of installing a pneumatic control valve and an electric control valve in an actual flow control loop.

First, stand-alone units of a pneumatic control valve and a control valve with STEPTOP electric actuator are used to compare their operating characteristics. Then, by using the pneumatic control valve and electric control valve installed in the "PLANTLET" simulated plant facilities of M-System, you will see a comparison of their actual response characteristics in a flow control loop. What kind of difference in control characteristics will occur? A clarifying explanation of the comparison results is also included. Please take a look.



## Electric Actuator STEPTOP Features



### STEPTOP line-up



Web site: <https://www.m-system.co.jp/english/products/actuator/index.html>

For details, visit M-System's website.

**M-SYSTEM**  
M-SYSTEM CO., LTD.

URL [www.m-system.com](http://www.m-system.com)  
E-mail [info@m-system.co.jp](mailto:info@m-system.co.jp)

5-2-55, Minamitsumori, Nishinari-ku, Osaka 557-0063 JAPAN  
Tel: +81(6)6659-8201 Fax: +81(6)6659-8510

Your local representative: